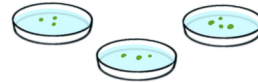


PLANTING YOUR SEEDS

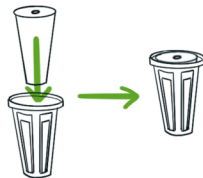
SOAK PODS IN WATER
FOR 5-10 MINS



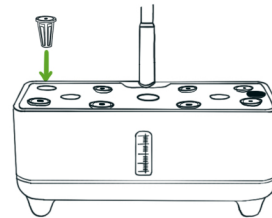
SOAK SEEDS IN WATER OR WET PAPER TOWEL FOR 4-8 HOURS
(THIS HELPS GIVE A JUMP START TO THE GERMINATION PROCESS)
YOU WILL ONLY NEED ABOUT 3-4 SEEDS FROM EACH PACKET



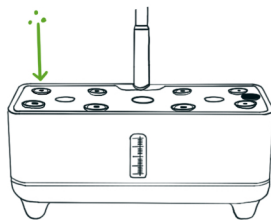
ADD SOAKED PODS TO BASKETS



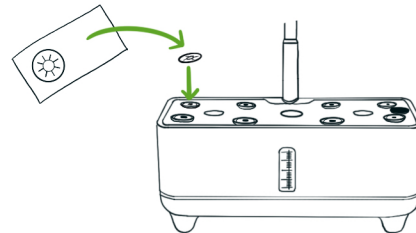
PLACE BASKETS IN PLANT TRAY



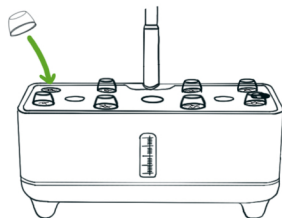
PLACE 3-4 SEEDS IN EACH POD



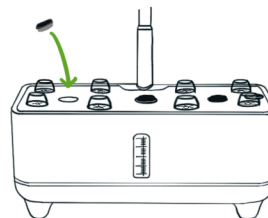
COVER EACH POD WITH A STICKER



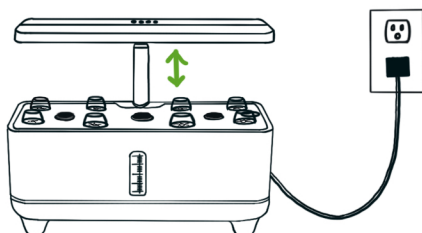
ADD A DOME TO EACH STICKER



COVER EACH UNUSED HOLE
IN PLANT TRAY WITH PLUG



LOWER LIGHT TIL IT IS ABOUT 4" ABOVE DOMES



NOTES:

- *REMOVE DOMES WHEN SPROUTS BEGIN TO TOUCH IT.
- *RAISE LIGHT AS PLANTS GROW. THE LIGHT SHOULD STAY AROUND 4" ABOVE PLANTS.